

IDP Entry-Fit™ Steel Door Frames

Installation Instructions

F and KF Series



IDP Inc
21300 W. 8 Mile Rd.
Southfield, MI 48075
248-352-0044
www.idpframes.com

IDP Entry-Fit™ Steel Door Frames



2. Place header over wall over wall



3. Place hinge jamb over wall



4. Place strike jamb over wall



5. Pull header down to jambs and hang door

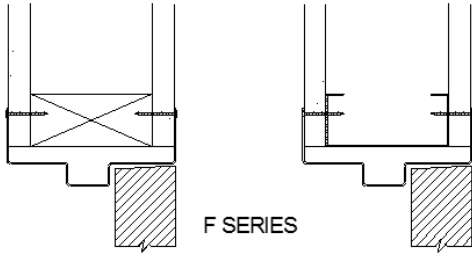
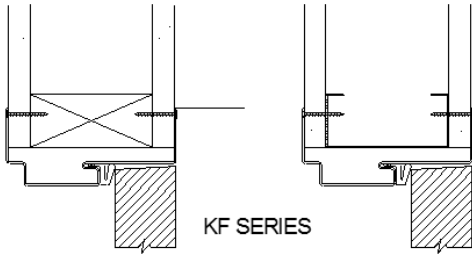


6 Fasten frame starting at top of hinge jamb

Open carton and remove all frame components. Inspect for any damage. If any damage is found, notify dealer or sales representative immediately to expedite replacement.

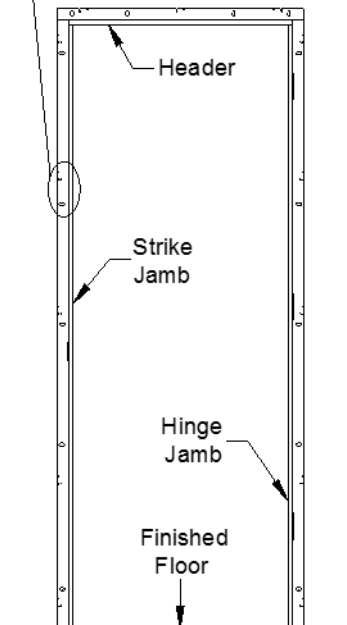
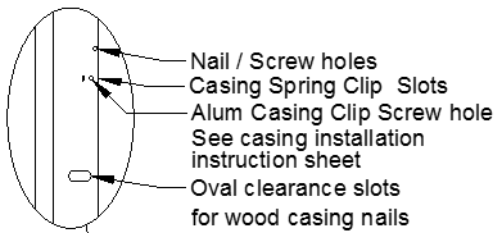
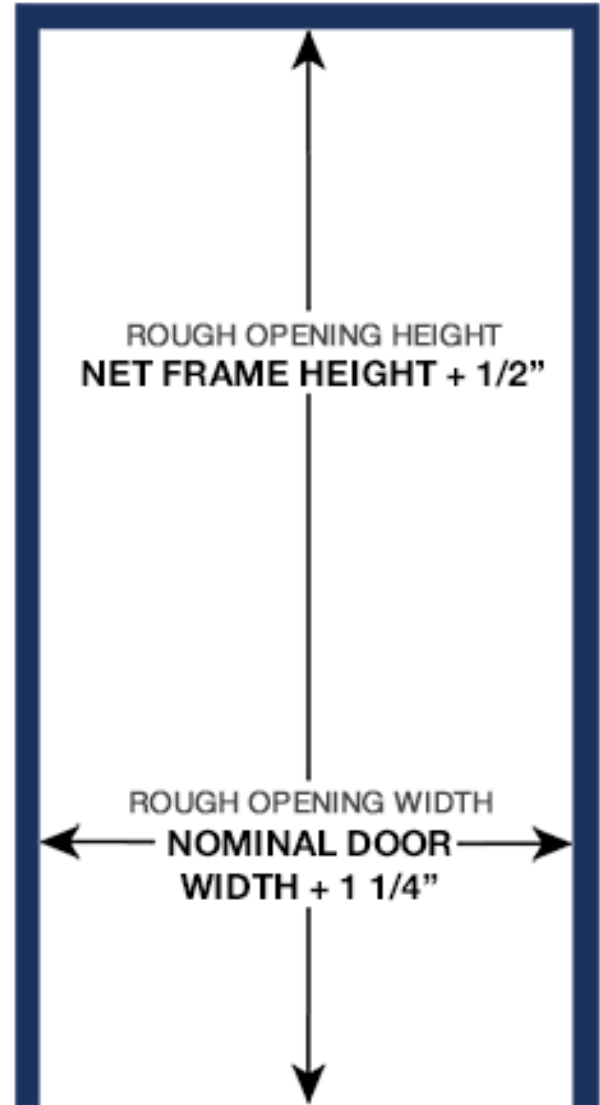
1. Place header over wall, centering header in opening. If necessary fasten temporarily with nails or screws (Fig. 2).
2. Hold hinge jamb at an angle, slide jamb over wall, positioning the door stop between header tabs and the header door stop (Fig. 3)
3. Repeat step 2 for the strike jamb (Fig. 4)
4. Remove nails or screws used to hold the header. Pull down on header so that the jambs rest on finished floor (Fig. 5). If the finished floor is not installed, place a shim of same thickness as finished floor under each jamb. Insert one screw or nail at top hinge jamb. Install door and close in opening.
5. Using door as a template, adjust frame to door so that clearances between door and the frame are equal and between 1/16" - 1/8". Fasten frame to wall with recommended fasteners (see page 2).
6. To apply wood casings, hold casing against frame and mark the location of each oval nailing slot (Fig. 7). Then place the edge of the casing 1/4" from the inside edge of the frame. Locate 6d finishing nails at locations marked, 1/2" from inner edge of the casing. This will

F-SERIES FRAMING AND FASTENING



Wall Construction
Wood Studs & Drywall
Recommended Fasteners:
1-1/4" (min.)
Drywall screws
Coarse thread
or
6d common nails
(1 5/8" Drywall Screw works well)

Wall Construction
Metal Studs & Drywall
Recommended Fasteners:
1-1/4" (min.) Type
"S" Bugle Head Self-
Tapping Screws
(1 5/8" Drywall Screw works well)



INTERNATIONAL DOOR PRODUCTS